



# CAL GRANT A&B

## Competitive Program

*This document presents aggregate demographic information on the 2016-17 Competitive Cal Grants award new paid recipients. Total competitive new paid recipients: 25,741.*

**Competitive Cal Grant A** awards paid tuition and mandatory systemwide fees of up to \$12,294. **Competitive Cal Grant B** awards paid \$1,670 in living expenses in the first year, and \$1,670 in living expenses plus tuition and mandatory systemwide fees of up to \$12,294 beginning in the second year of eligibility.

Under Senate Bill 1644 (Chapter 403, Statutes of 2000), California students who do not receive an Entitlement Cal Grant A or B award may compete for a Competitive Cal Grant A or B award. These awards are not entitlements. The statute increased the number of awards available to 25,750 beginning with the 2015-16 academic year.

Fifty percent of the Competitive Cal Grant A and B awards are available to all students who meet the eligibility criteria and apply by the March 2nd Cal Grant application deadline. The remaining fifty percent are reserved for students who will be enrolled at a California Community College (CCC). CCC students are eligible to apply by either the March 2nd or the September 2nd Cal Grant application deadline.

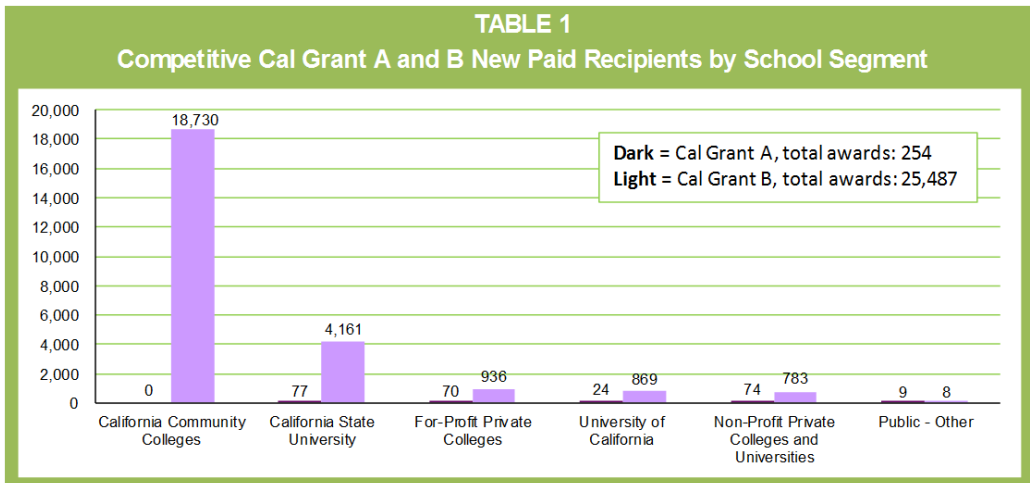
The data in this document reflect the

2016-17 Competitive Cal Grants awarded to qualified applicants who applied by one or both deadlines, received award offers, attended Cal Grant participating institutions, and were subsequently paid. It also includes recipients who were awarded in previous years but were first paid in 2016-17.

For 2016-17, 33,979 students were offered Competitive Cal Grant A and B awards, of which 25,240 actually used their awards and became Paid Recipients, including 129 Cal Grant A and 25,111 Cal Grant B. Another 501 new paid recipients were awarded in a previous award year.

Some items of note include:

- In 2016-17, 25,487 of 25,741 (99%) students were Cal Grant B recipients (Table 1, p. 1).
- Over 70 percent of recipients are at least 25 years of age (Table 4, p. 2; Table 9, p. 3).
- The majority of recipients attend a CCC (72.8%) compared to 16.5% at CSU, 3.5% at UC, and 3.9% at for-profit privates (Table 1, p. 1).



# Competitive Cal Grant A

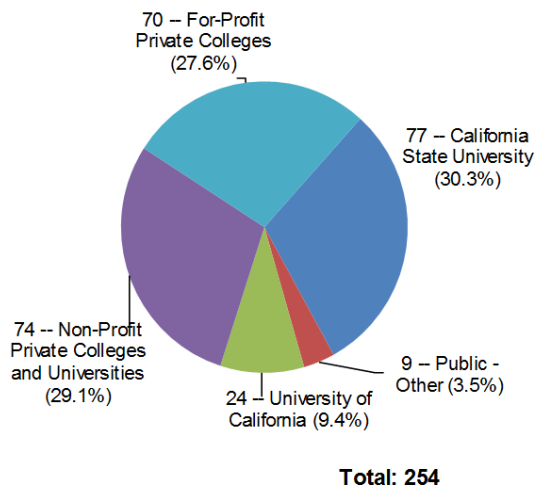
Award requirements include financial and basic eligibility and a minimum 3.0 high school grade point average (GPA) or a minimum 2.4 college GPA. Cal Grant A awards provide for full system-wide fees at the California State University and the University of California, as well as tuition support at non-profit and for-profit private California colleges. Of these Cal Grant A awards, 173 were made for the March 2nd deadline, while 32 percent, or 81 awards, were made for the September 2nd deadline cycle.

**TABLE 2**  
Competitive Cal Grant A  
Average Student Assets by Segment\*

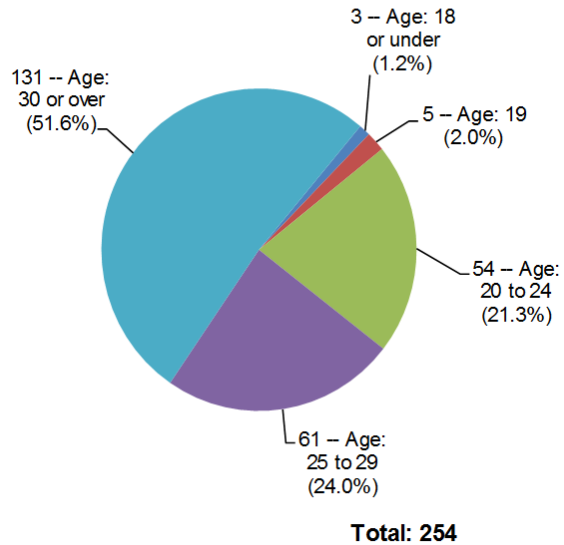
School Segment	Assets
California Community Colleges	N/A
University of California	\$2,307
California State University	\$161
Non-Profit Private Colleges & Universities	\$913
For-Profit Private Colleges	\$17

\* 92 percent of new paid recipients are independent.

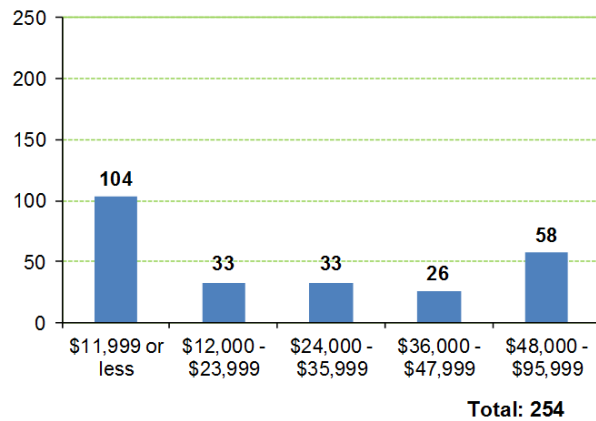
**TABLE 3**  
Competitive Cal Grant A  
New Paid Recipients by School Segment



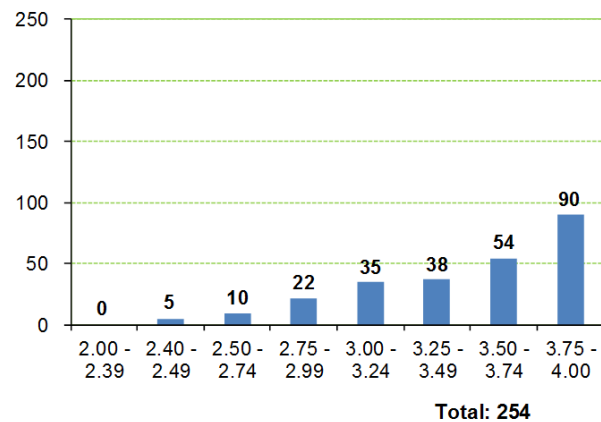
**TABLE 4**  
Competitive Cal Grant A  
New Paid Recipients by Age



**TABLE 5**  
Competitive Cal Grant A  
New Paid Recipients by Income



**TABLE 6**  
Competitive Cal Grant A  
New Paid Recipients by GPA



# Competitive Cal Grant B

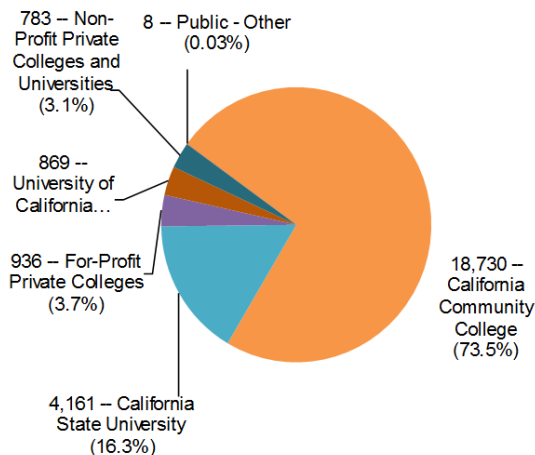
**Award requirements** include financial and basic eligibility and a minimum 2.0 GPA. Cal Grant B awards provide up to \$1,670 for books and living expenses for first-year students. Beginning with the recipient's second year of attendance, Cal Grant B awards also help pay for tuition and fees at public or independent four-year colleges or other qualifying institutions at the same level as the Cal Grant A award. Of these Cal Grant B awards, 13,004 were made for the March 2nd deadline, while 49 percent, or 12,483 awards, were made for the September 2nd deadline.

**TABLE 7**  
Competitive Cal Grant B  
Average Student Assets by Segment\*

School Segment	Assets
California Community Colleges	\$27
University of California	\$158
California State University	\$95
Non-Profit Private Colleges & Universities	\$69
For-Profit Private Colleges	\$139

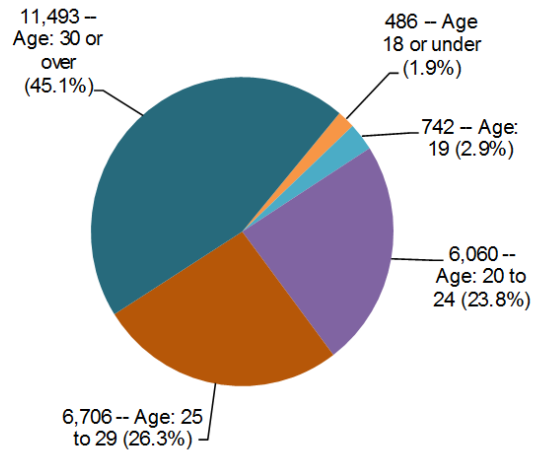
\* 87 percent of new paid recipients are independent.

**TABLE 8**  
Competitive Cal Grant B  
New Paid Recipients by School Segment



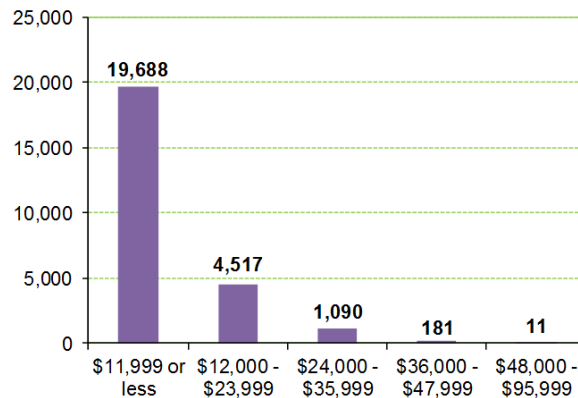
Total: 25,487

**TABLE 9**  
Competitive Cal Grant B  
New Paid Recipients by Age



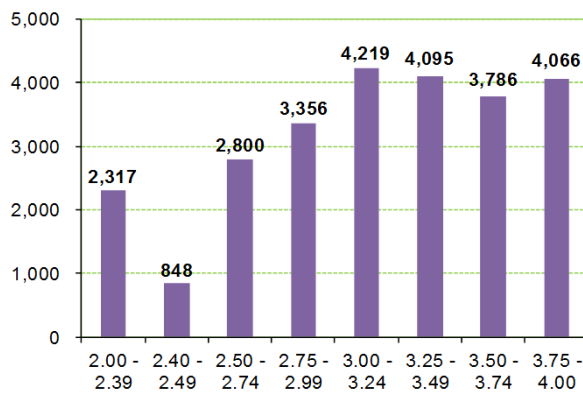
Total: 25,487

**TABLE 10**  
Competitive Cal Grant B  
New Paid Recipients by Income



Total: 25,487

**TABLE 11**  
Competitive Cal Grant B  
New Paid Recipients by GPA



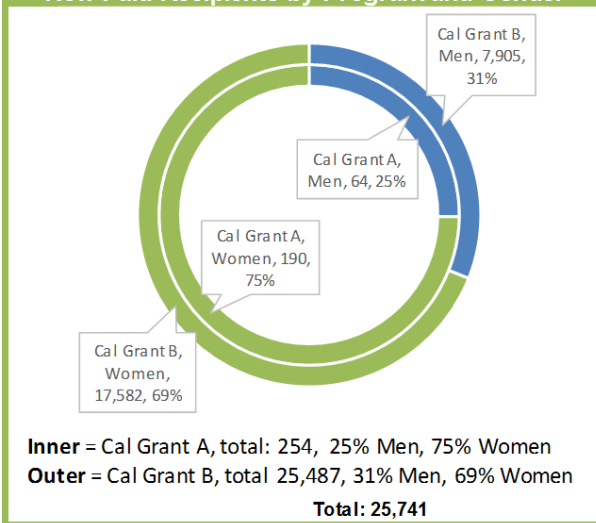
Total: 25,487

# About the New Paid Recipients

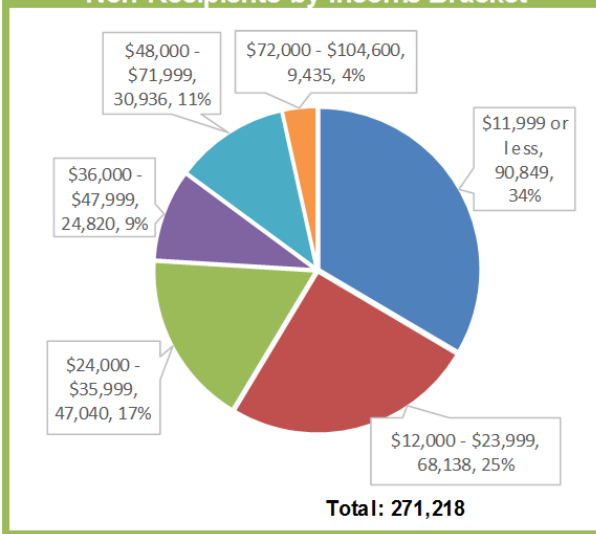
**TABLE 12**  
Typical New Paid Recipient

	March 2 <sup>nd</sup> Deadline	September 2 <sup>nd</sup> Deadline	Both Deadlines
Age	32	31	31
Income	\$6,094	\$7,259	\$6,663
GPA	3.19	3.14	3.17
Family Size	2.5	2.8	2.7

**TABLE 13**  
Competitive Cal Grant A and B  
New Paid Recipients by Program and Gender



**TABLE 14**  
Competitive Program Eligible  
Non-Recipients by Income Bracket



# About the Applicants

Applicants must meet multiple criteria to qualify. Submitting both the Free Application for Federal Student Aid (FAFSA) and the Cal Grant GPA Verification Form is the first step for students to be considered for a Competitive Cal Grant award. For 2016-17, over 305,000 students were successful in meeting the financial and basic eligibility criteria. Additional eligibility criteria may include a disadvantaged high school experience, an orphan or ward of the court status and the size of the applicant's family relative to household income. Of the qualified students, about 11 percent received awards. Nearly 271,200 qualified students remained unserved by this program.



California Student Aid Commission  
P.O. Box 419026  
Rancho Cordova, CA 95741-9026  
[www.csac.ca.gov](http://www.csac.ca.gov)

The California Student Aid Commission is the state principal agency responsible for administering financial aid programs for students attending public and private universities, colleges, and vocational schools in California. The financial aid programs include the Cal Grant program, the Chafee Grant Program and several targeted state scholarship and loan assumption programs. The Commission also administers financial aid awareness and outreach programs, such as CalSOAP and Cash for College, in collaboration with business, private industry and community-based organizations.